

CTEZED 25 HV on ISUZU

↑ 25 m

→ 12 m

250 kg

S³ Evo technology meets compactness.

High productivity.
Maximum performance.
Ease of use.



CTEZED 25 HV on ISUZU

25 m working height, 12 m outreach, S³ EVO:
ZED 25 HV sets new standards in its class.



S³ EVO



**Stability
at height**



**Impressive 250 kg
basket capacity**



Zero tailswing

TECHNICAL DATA

- » Double pantograph + telescopic boom with two extensions
- » $\pm 320^\circ$ turret rotation
- » Smooth proportional simultaneous controls with acceleration and deceleration ramps
- » Engine start and stop from basket and ground controls
- » Automatic engine rpm management
- » Anti-slip aluminium deck
- » All aluminium basket 1400x700x1100 mm
- » $90^\circ + 90^\circ$ hydraulic basket rotation
- » Master-slave basket levelling
- » 4 hydraulic outriggers with ground pressure sensors: stepless front variable jacking outriggers and rear straight down stabilizers
- » Stepless variable stabilisation managed by S³ EVO
- » Levelling capabilities up to 3%
- » CAN BUS electronic management system
- » Ground control station (wired console, optional)
- » Load cell
- » Diagnostic display
- » Hydraulic system operated by vehicle's PTO
- » Buzzer indicating PTO engaged
- » Hour meter
- » 230 V AC in the basket
- » EN 280:2015 CE certified
- » Standard boom colours blue (RAL 5017) and white (RAL 9003)



watch the video

STRENX™
PERFORMANCE STEEL

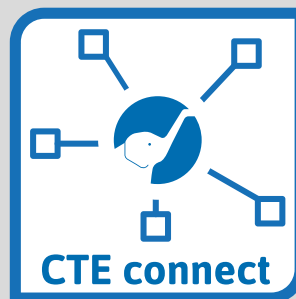




250 KG BASKET PAYLOAD



INTUITIVE USER EXPERIENCE

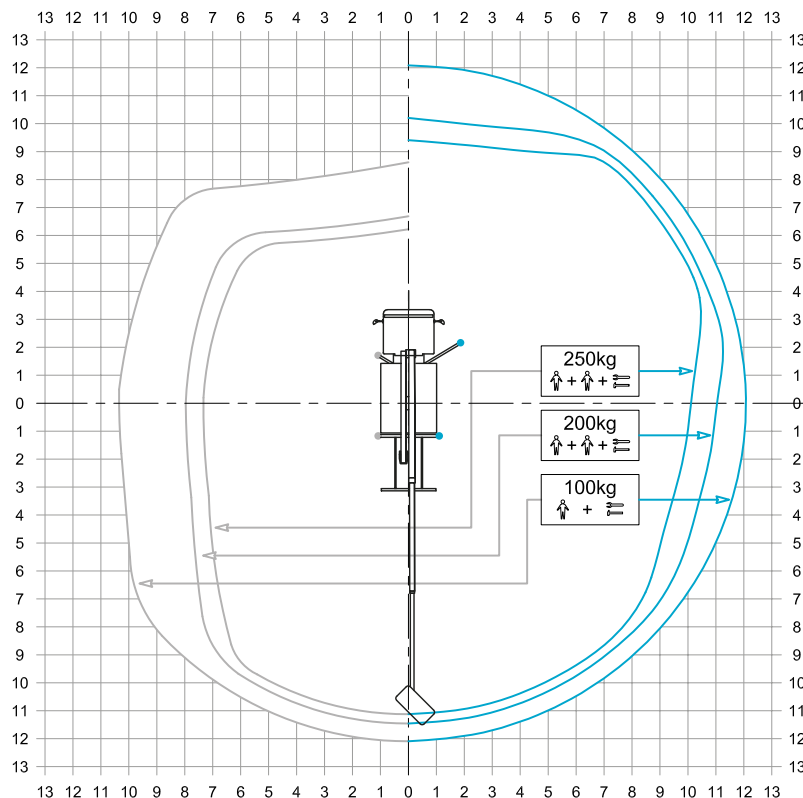


CTE CONNECT
SYSTEM INTEGRATED

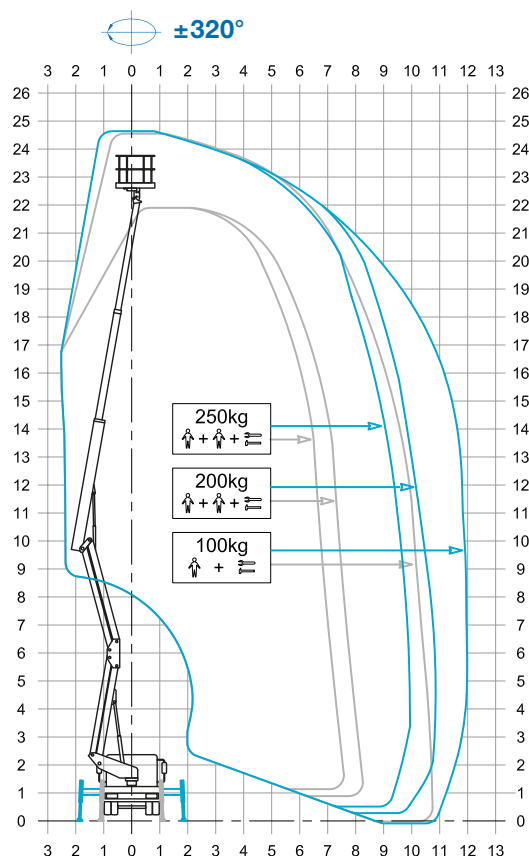


DIAGNOSTIC AND
SERVICE DISPLAY

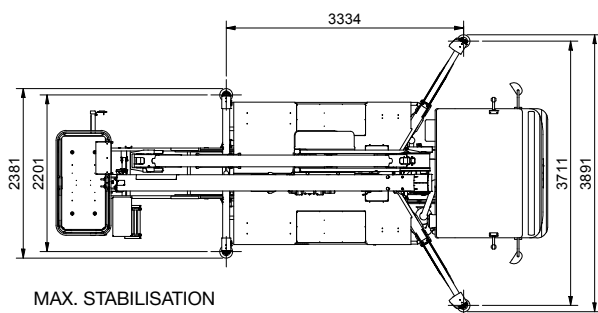
OUTRIGGER FOOTPRINT



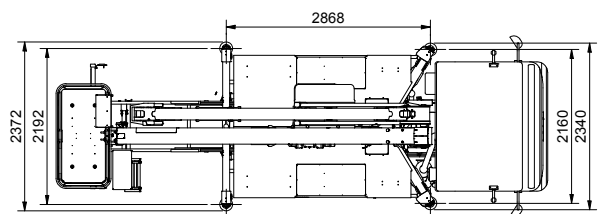
WORKING ENVELOPE



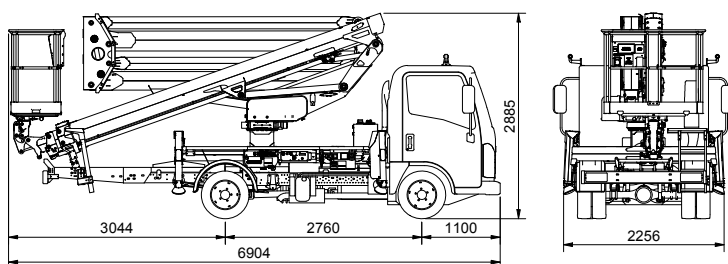
DIMENSIONS



MAX. STABILISATION



MIN. STABILISATION



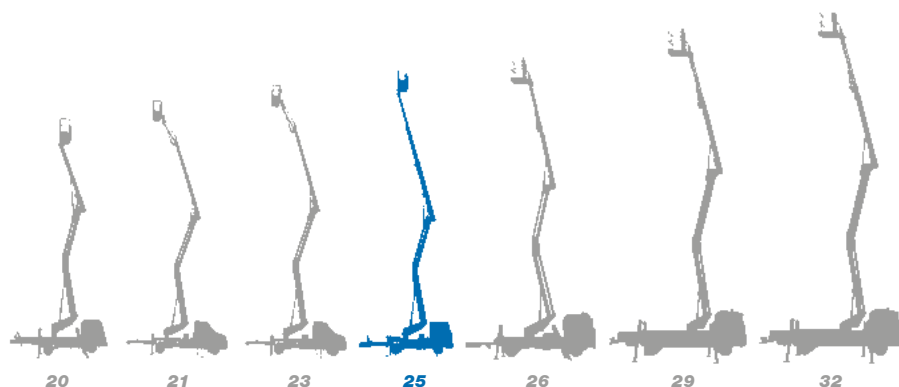
25* m	1,4 x 0,7 x 1,1 m
23* m	12* m
250 kg	GVW min 3.500 kg

* outreach and height max values and repeatability can change within $\pm 3\%$ due to manufacturing variation and working condition.

Product specifications are subject to change without notice or obligation. Technical features and drawings in this brochure are for illustrative purposes only _ZED 25 HV ISUZU - ed. 09/21



Articulated truck-mounted platforms
range from 20 m to 32 m



- ★ Most versatile boom configuration
- ★ Most compact machine in its class
- ★ Clean top boom
- ★ Friendly to use intuitive controls
- ★ Easy maintenance
- ★ Excellent boom rigidity during operation



**We are CTE, one of the largest
european groups in the field of
lifting people and handling of material.**



**After sales
assistance**



**Service
spare parts**



**Scheduled
maintenance**



**On-site
assistance**



**Authorized
workshops**

Efficient services, innovative technical solutions, timely assistance, professional advice and training: 'Work Becomes Easy' is all this. A style, a philosophy at the heart of which are our customers, their safety, their quality of life. For this reason there is a group in CTE united by ideas, motivation and passion to simplify the work of companies active in the lifting of people and objects.



CTE s.p.a.
Via Caproni, 7
38068 Rovereto (TN)

Factory
Loc. Terramatta, 5
37010 Rivoli Veronese (VR)

Tel. +39 0464 48.50.50
info@ctelift.com
www.ctelift.com



UNI EN ISO 9001:2008 IT 61659